

 **CHINA**

**U**  **A**

**KANSAS** 





# The China/U.S. Relationship





# **The Economic Relationship**

**What is China's investment?**

- A. 1996 first \$100 billion invested
- B. 2001 \$200 billion invested
- C. 2008 \$1.4 trillion invested
- D. 2010 \$1.5 trillion invested





# The China/U.S. Relationship

“This is the bargain China has made. They will keep creating new factory jobs, expand education, and thus reduce China’s own social tensions and create opportunities for its rural poor. The Chinese will live better year by year though not as well as they could. And, they will be protected from the risk of potentially catastrophic hyper inflation.”

**–James Fallows,**  
*\$1.4 Trillion Question*



# The China/U.S. Relationship

“In exchange, the government will hold much of China’s wealth in paper assets and expand equality investment in the United States, thereby preventing a run on the dollar, shoring up relations between China and America.”

– **James Fallows,**  
*\$1.4 Trillion Question*



# The China/U.S. Relationship

1. Just think about 2030 when China will have 1.45 billion citizens and have an economy as strong as the U.S. economy was in 2008.
2. In 2030 per year:
  - Oil - 35 billion barrels vs. current world production of 35 billion barrels
  - Cars - 900 million cars vs. currently 860 million world wide
  - Grain - 2/3 of current world's production
  - Paper - 305 million tons vs. current world production of 161 million tons





# The China/Kansas Relationship





# The China/Kansas Relationship

- China-Kansas relationship
- China needs grain
  1. China's grain harvest fell by 34 million tons (9%) between 1998 and 2005
  2. China's need for clean water has tripled in the last ten years.
  3. U.S. exports 40% of our grain
  4. Kansas is a leading U.S. exporter of grain





# The China/Kansas Relationship






# The China/Kansas Relationship

- China needs Oil and Gas
  1. China needs 5 million more barrels per day
  2. 90% of all in the world has been discovered
  3. (depletion psychology) pricing
  4. Kansas ranks 8<sup>th</sup> in U.S. oil production
  5. Oil and Gas is produced in 89 of the 105 Kansas counties





# The China/Kansas Relationship





# The China/Kansas Relationship

- China needs airplanes
  1. China is highly dependent on air transportation
  2. China is opening its airspace to private planes
  3. Kansas is the world leader in private airplane production





# The China/Kansas Relationship





# The China/Kansas Relationship

- China needs higher education partners
  1. China has 300 million citizens living in poverty
  2. Only 25% of China's 18 year olds pursue higher education
  3. FHSU is the largest provider of higher undergraduate education in China that is not a Chinese institution
  4. KU has the No. 1 ranked Confucius center





# International Modality

- Develop an international partnership:
  1. That has a positive impact on the quality of FHSU's educational partners
  2. Creates a new revenue stream for the University
  3. Grows enrollment on campus
  4. Provides revenue and opportunity for FHSU faculty
  5. Gives Kansas businesses the opportunity for success



# **I. Cross – Border Education**







# **Cross – Border Education**

An academic partnership that provides students the opportunity to earn both a Chinese degree and a FHSU degree.



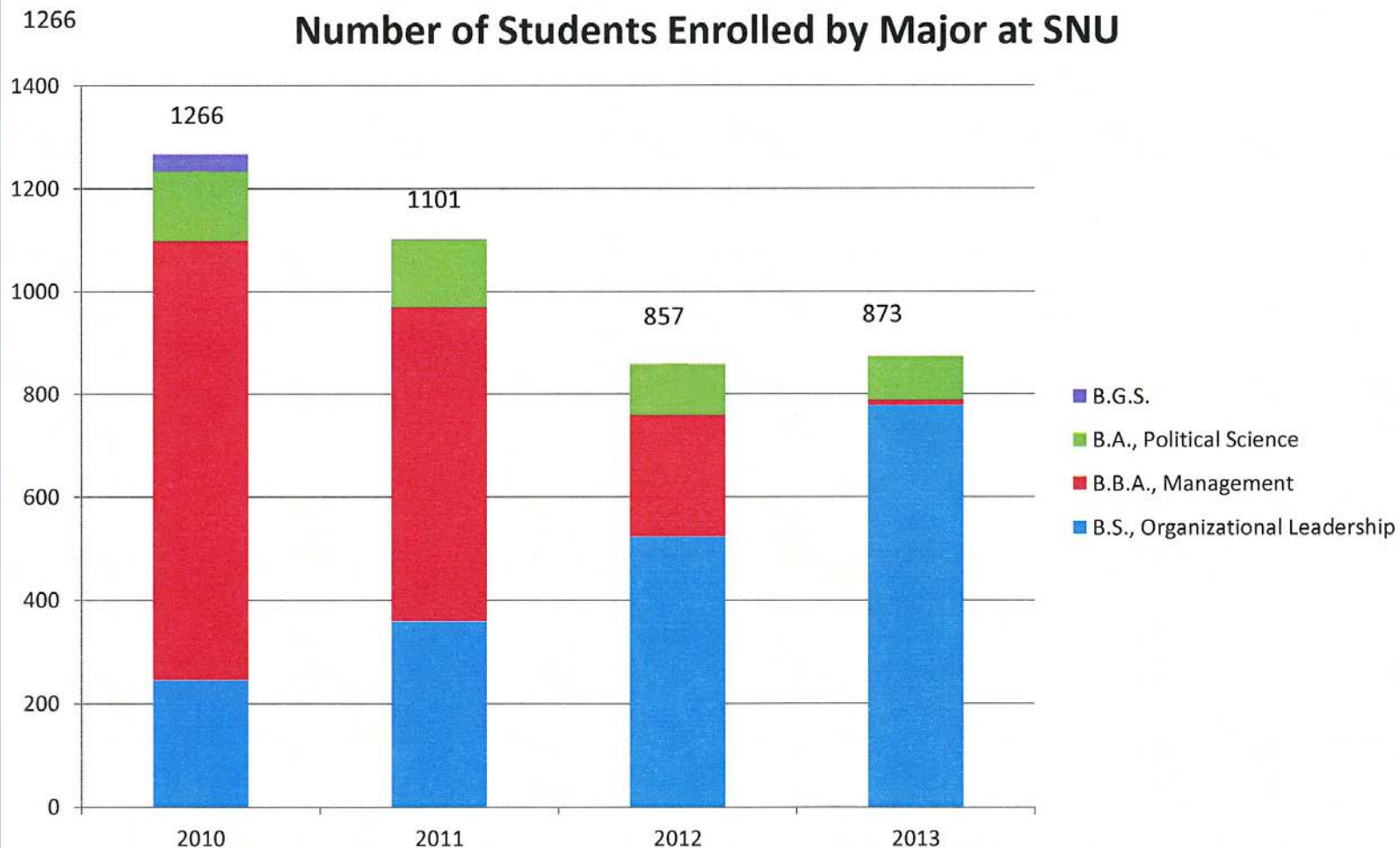
# FHSU Develops Strategic Partnerships

Develop strategic partnerships:

- FHSU has two active partnerships.
- FHSU has four developing partnerships.

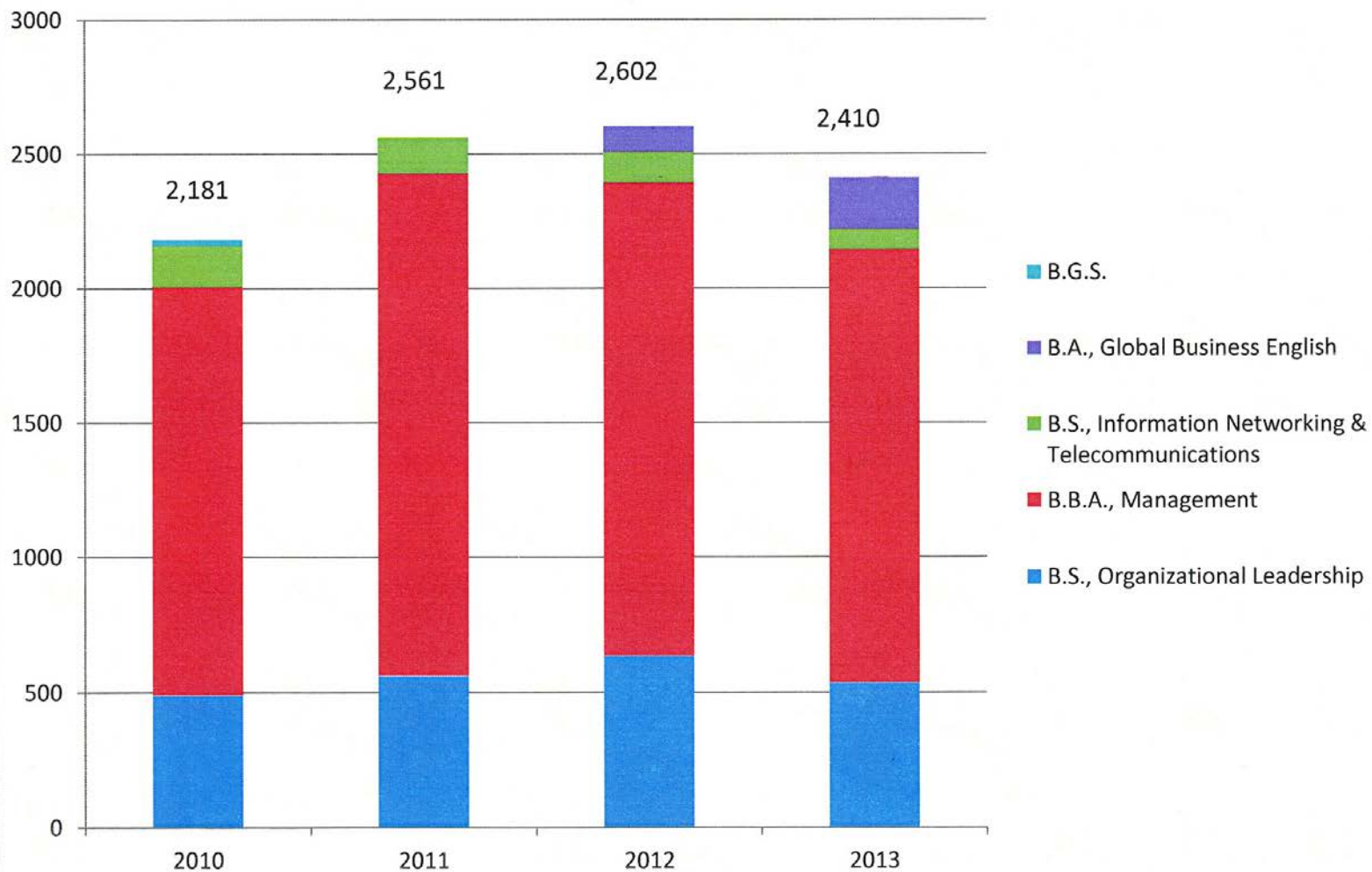








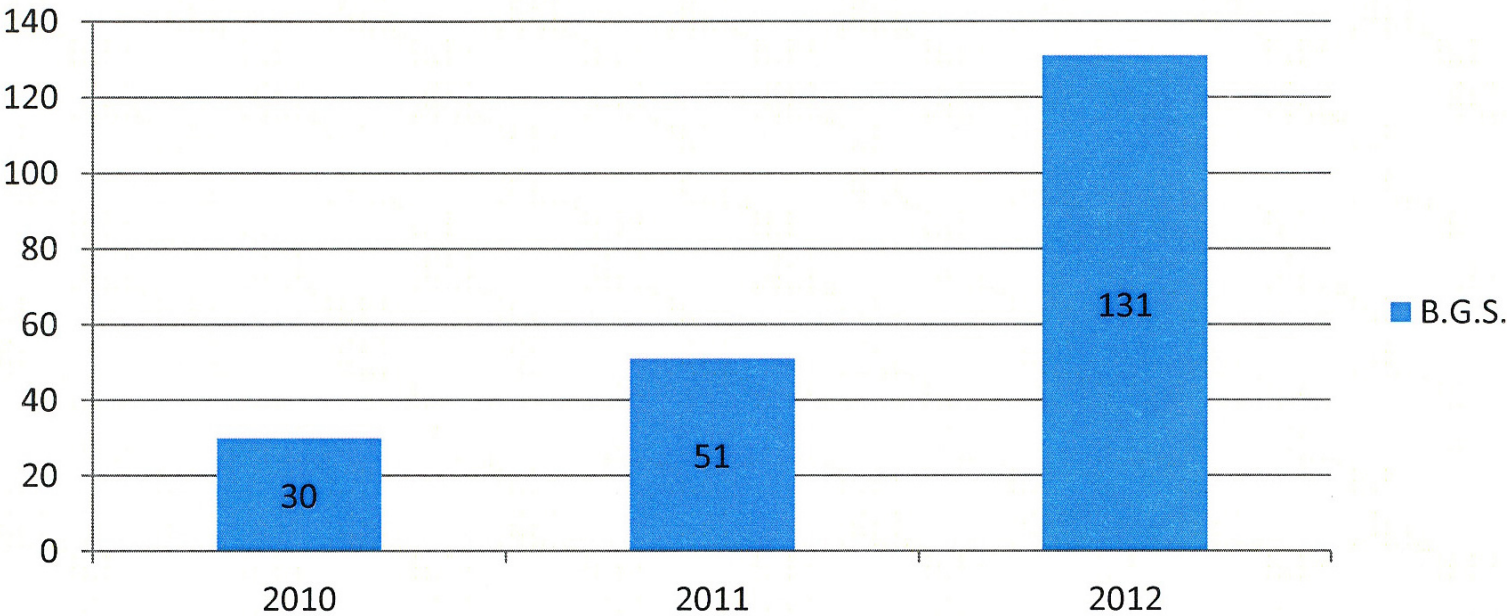
Number of Students Enrolled by Major at Sias







Number of Students Enrolled at Maxwell



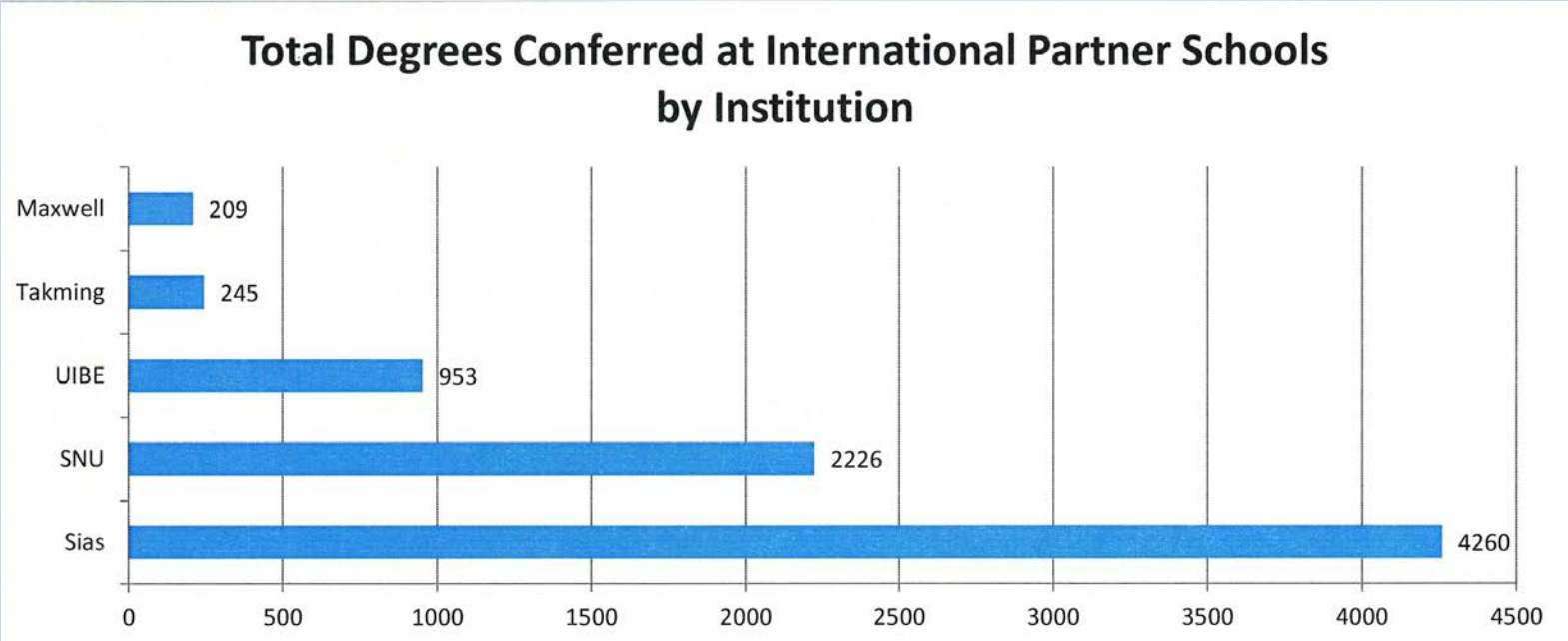


# FHSU Develops Strategic Partnerships

Total Enrollments at  
International Partner Schools



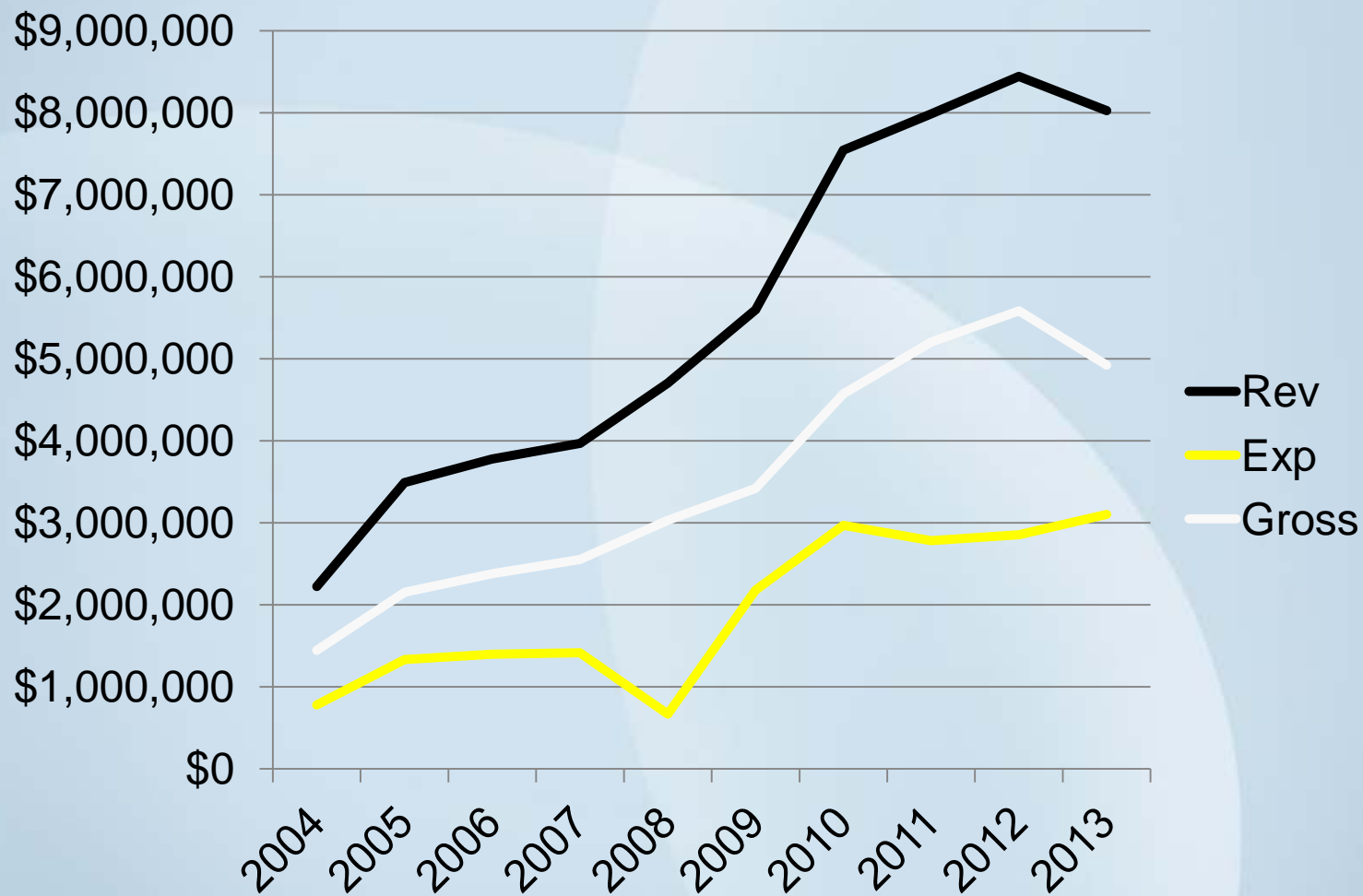




TOTAL: 7,893



## BUDGET INFORMATION







# BUDGET INFORMATION

FY	Rev	Exp	Gross
2004	\$2,224,564	\$ 780,621	\$1,443,943
2005	\$3,489,639	\$ 1,334,926	\$2,154,713
2006	\$3,778,992	\$ 1,397,446	\$2,381,546
2007	\$3,968,064	\$ 1,415,922	\$2,552,142
2008	\$4,701,150	\$ 1,669,649	\$3,031,501
2009	\$5,597,558	\$ 2,179,838	\$3,417,720
2010	\$7,543,879	\$ 2,969,661	\$4,574,218
2011	\$7,987,267	\$ 2,783,915	\$5,203,352
2012	\$8,441,407	\$ 2,856,017	\$5,585,390
2013	\$8,024,805	\$ 3,103,407	\$4,921,398



## **II. International Student Recruitment**

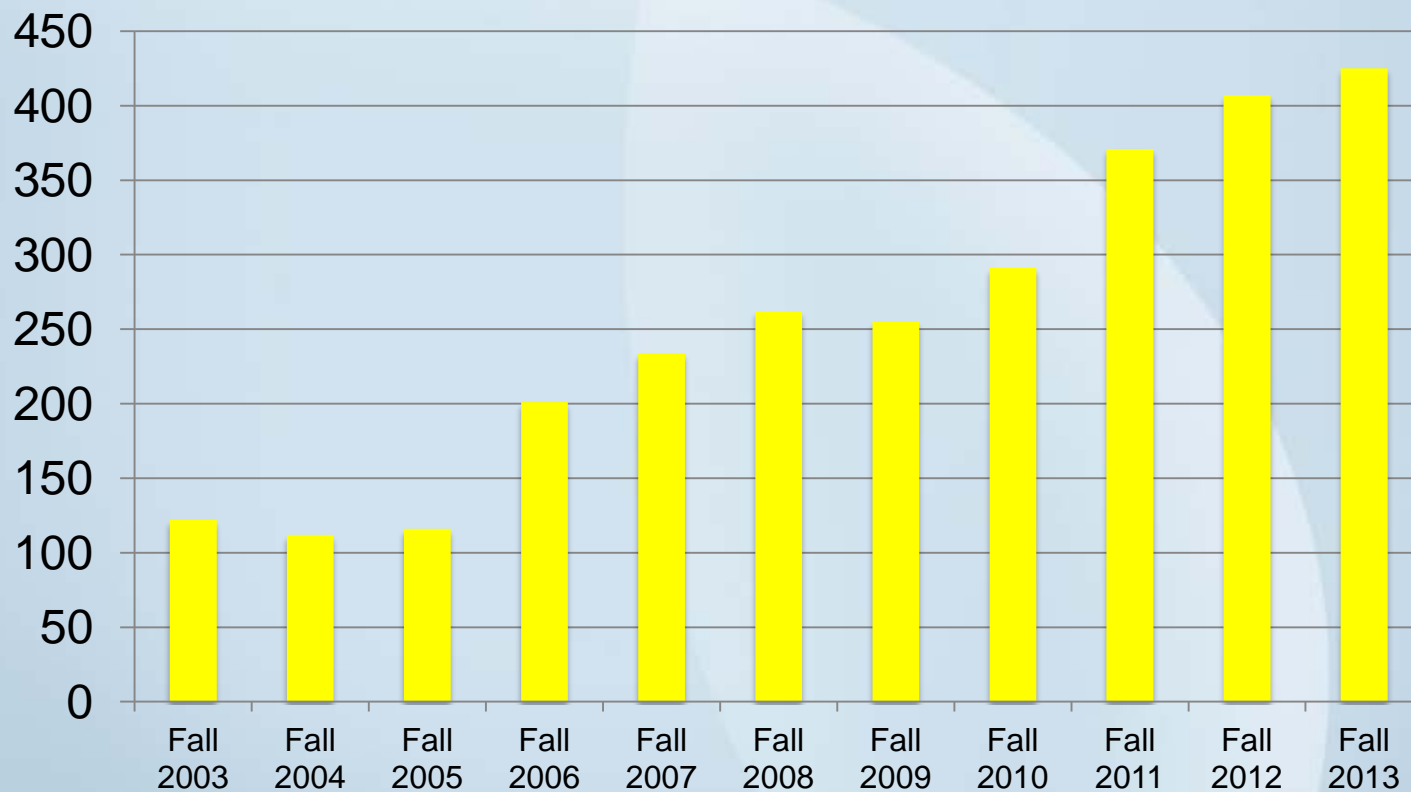






# International Student Recruitment

## Total Enrolled





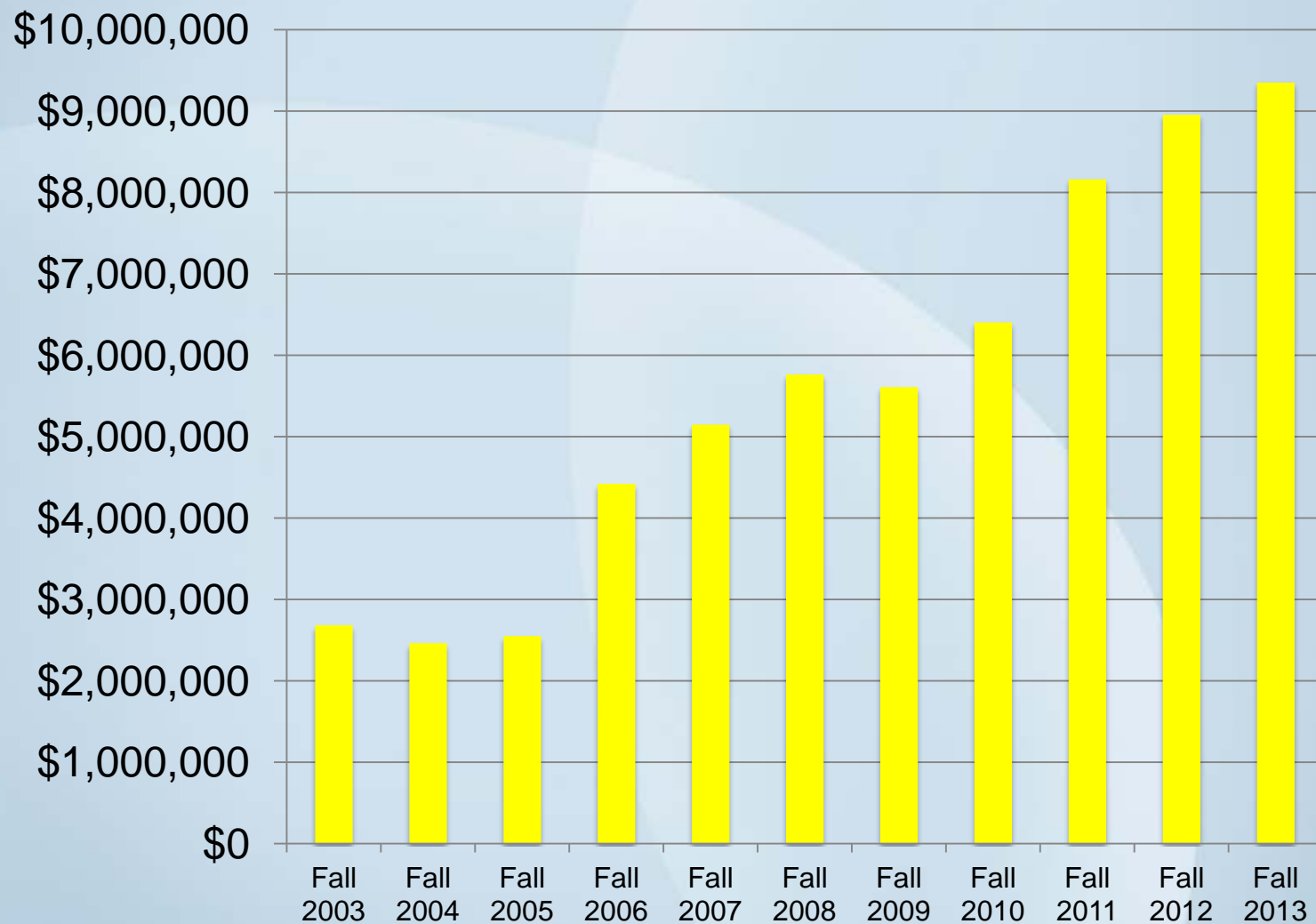
# International Student Recruitment

	Top Four (4) Countries
<b>Fall 2003</b>	Japan (46) Thailand (12) China (9) South Korea (8)
<b>Fall 2004</b>	Japan (40) China (16) South Korea, Thailand & Taiwan (8)
<b>Fall 2005</b>	China (46) Japan (36) South Korea (11) Taiwan (7)
<b>Fall 2006</b>	China (97) Turkey (38) Japan (30) Taiwan (7)
<b>Fall 2007</b>	China (162) Japan (25) Taiwan (15) Turkey (5)
<b>Fall 2008</b>	China (187) Japan 16) Taiwan (18) Saudi Arabia & South Korea (4)
<b>Fall 2009</b>	China (181) Taiwan (20) Saudi Arabia (13) Japan & Turkey (7)
<b>Fall 2010</b>	China (209) Saudi Arabia (21) Taiwan (19) Turkey (5)
<b>Fall 2011</b>	China (277) Saudi Arabia (33) Taiwan (15) Australia (6)
<b>Fall 2012</b>	China (307) Saudi Arabia (38) Taiwan (8) South Korea (5)
<b>Fall 2013</b>	China (309) Saudi Arabia (48) South Korea (8) Turkey (7)





# International On-Campus





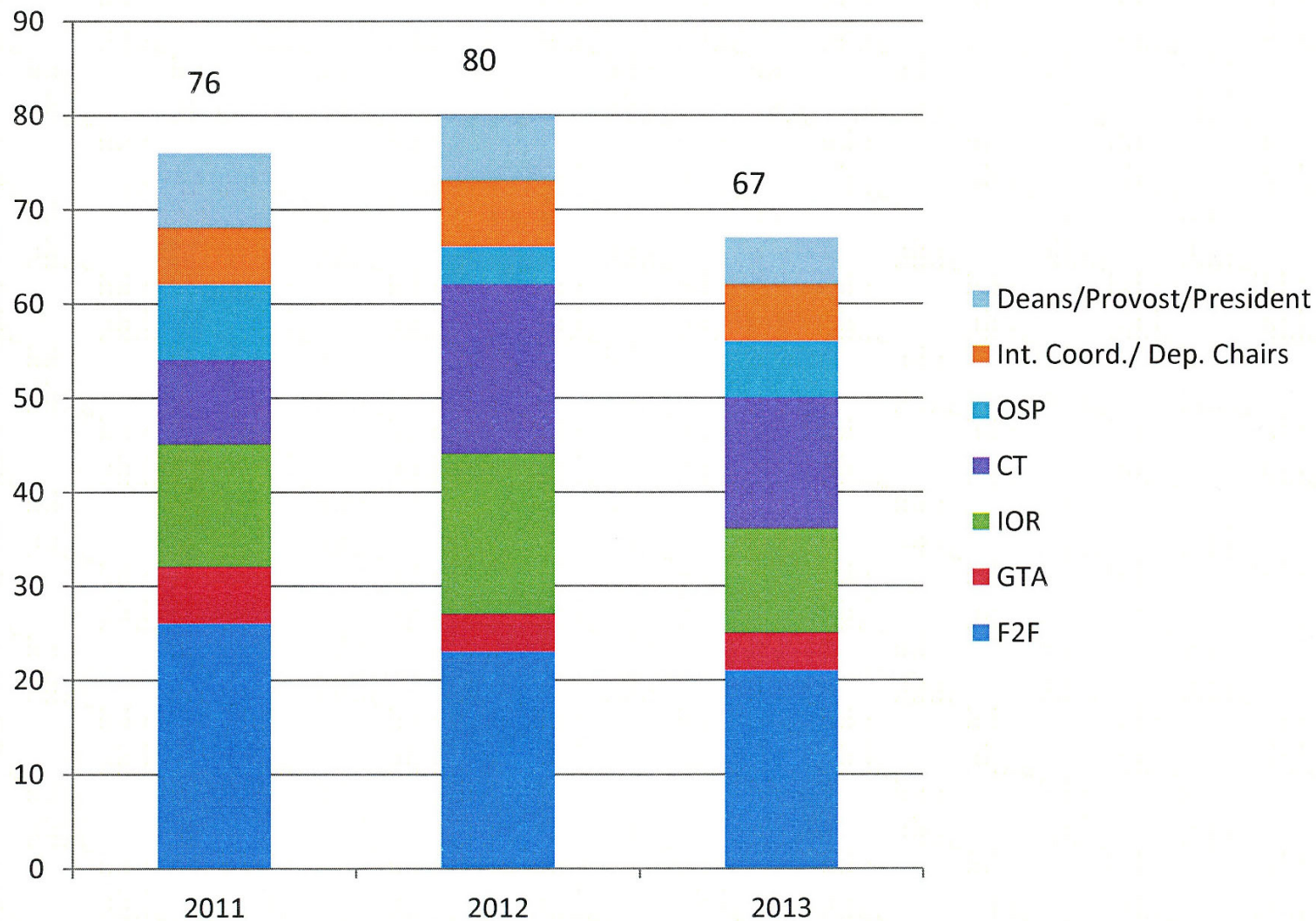
# **III. Faculty Exchange**







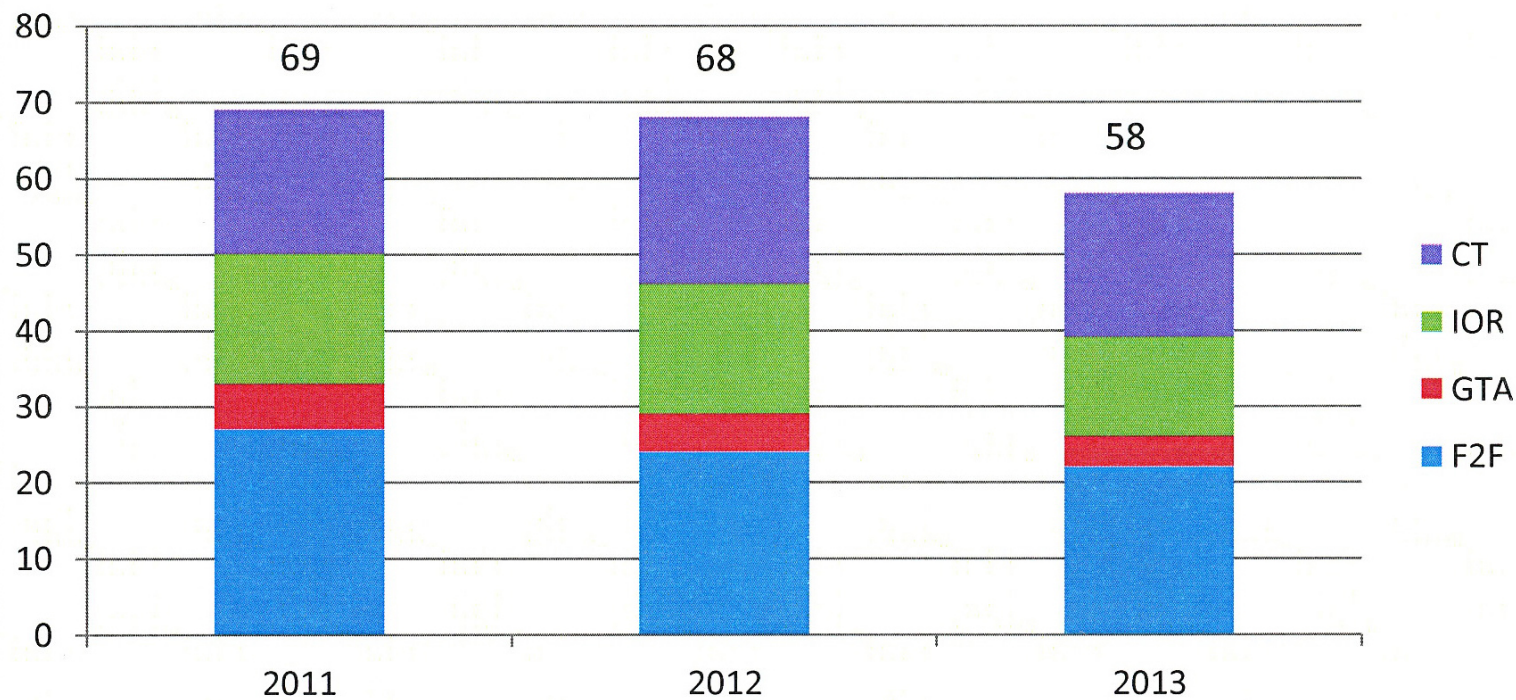
## Faculty Attending Training in Hays, Kansas







## International Faculty at Sias, SNU, and Maxwell

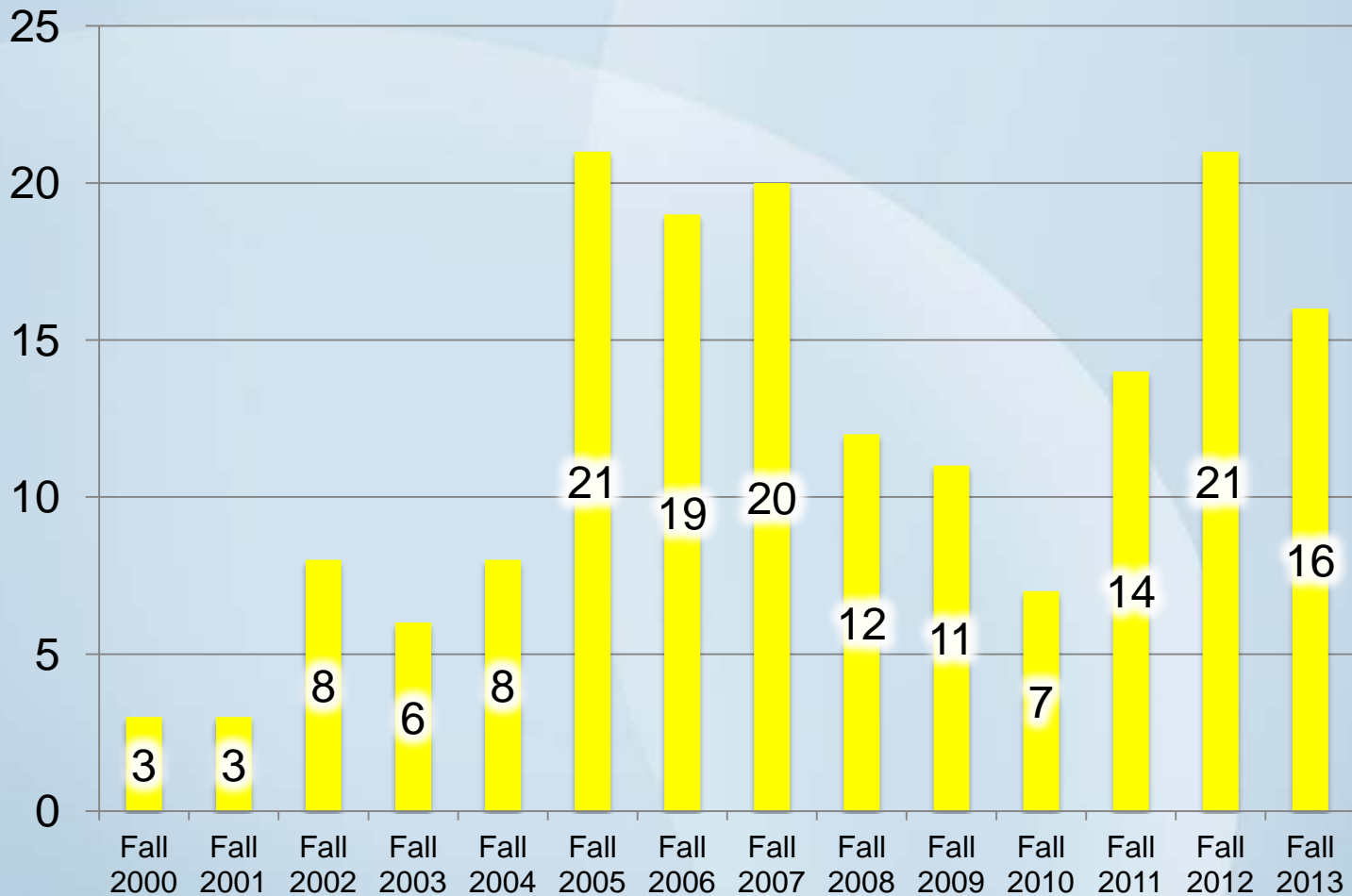






# Faculty to China from January 2000 – January 2013

TOTAL: 169



 **CHINA**

**U**  **A**

**KANSAS** 