



Leading the Nation: The Kansas Transfer Story

Breeze Richardson

Director of Communications, Kansas Board of Regents
KAAN Conference | September 9, 2016

★ LEADING HIGHER EDUCATION ★

ATTAINMENT

ALIGNMENT

EXCELLENCE

“In seven states, more than 20 percent of the students who started in two-year public institutions completed at a four-year institution (with or without first receiving a credential at a two-year institution) within six years, with Kansas having the highest rate at 26 percent followed by Virginia at 23 percent.”

National Student Clearinghouse Research Center
Completing College: A State-Level View of Student Attainment Rates
March 19, 2014 | Signature Report

Today's Highlights

1. Review the Data
2. Commitment to Seamless Transfer:
Current Initiatives & Progress Made
3. Research now Underway
4. New Resource Available:



Who is a Transfer Student?

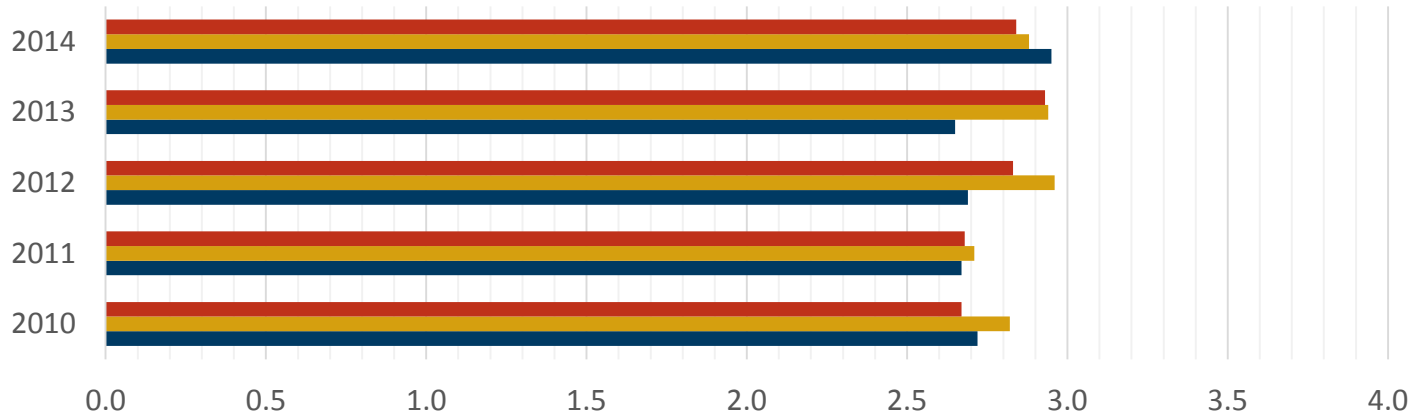
- Transfer student: 9 or more credit hours
- ‘New Transfer Student’ includes students who are enrolled for the first time at a university with transfer hours at undergraduate levels.

‘Continuing Transfer Students’ includes all eligible students who were enrolled at a university from 2005-2014 with transfer hours at undergraduate levels.

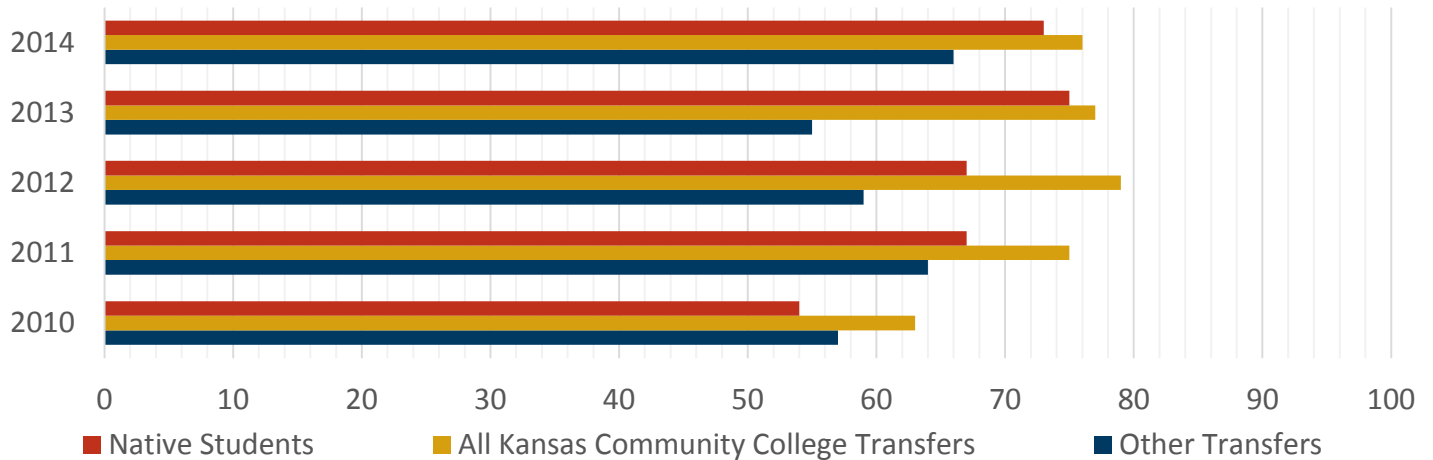
Collected since 2007 for each institution

EMPORIA STATE UNIVERSITY

Average Term GPA - New Students



% Passed All Hours Attempted - New Students

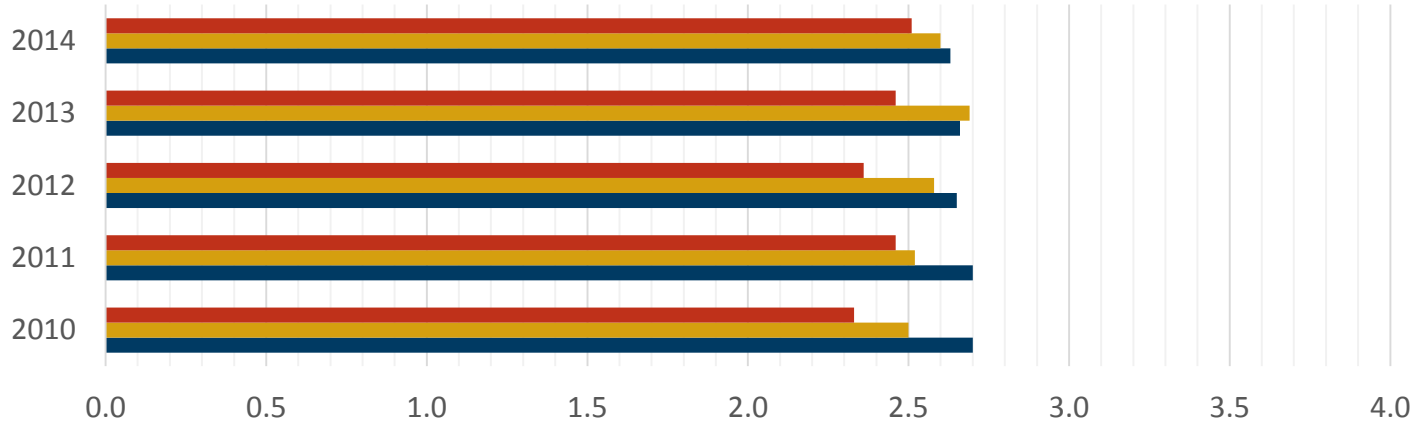


Source: TAAC Quality Assurance Subcommittee Report, June 2016

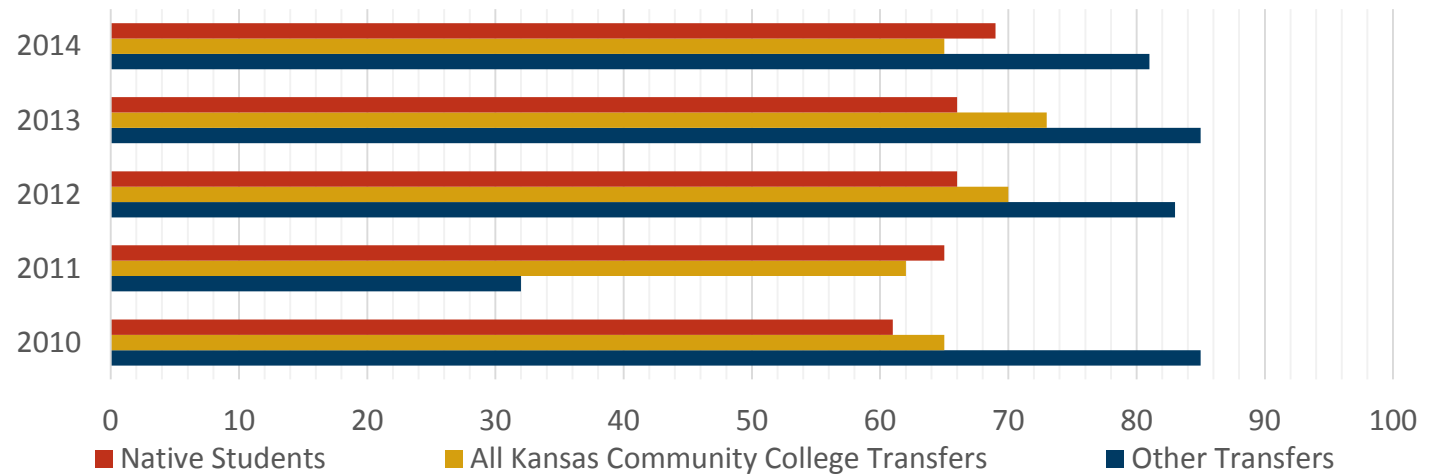


FORT HAYS STATE UNIVERSITY

Average Term GPA - New Students



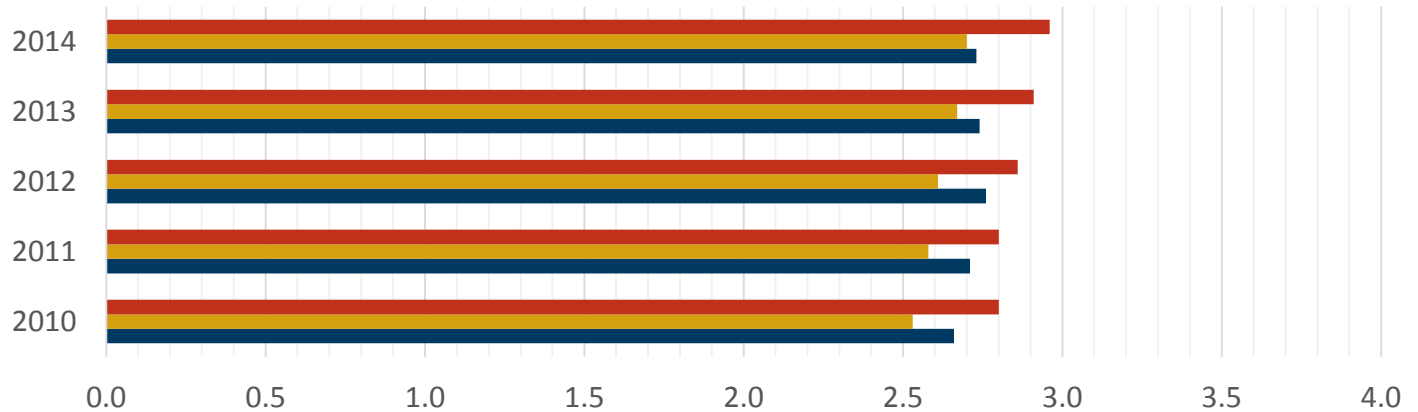
% Passed All Hours Attempted - New Students



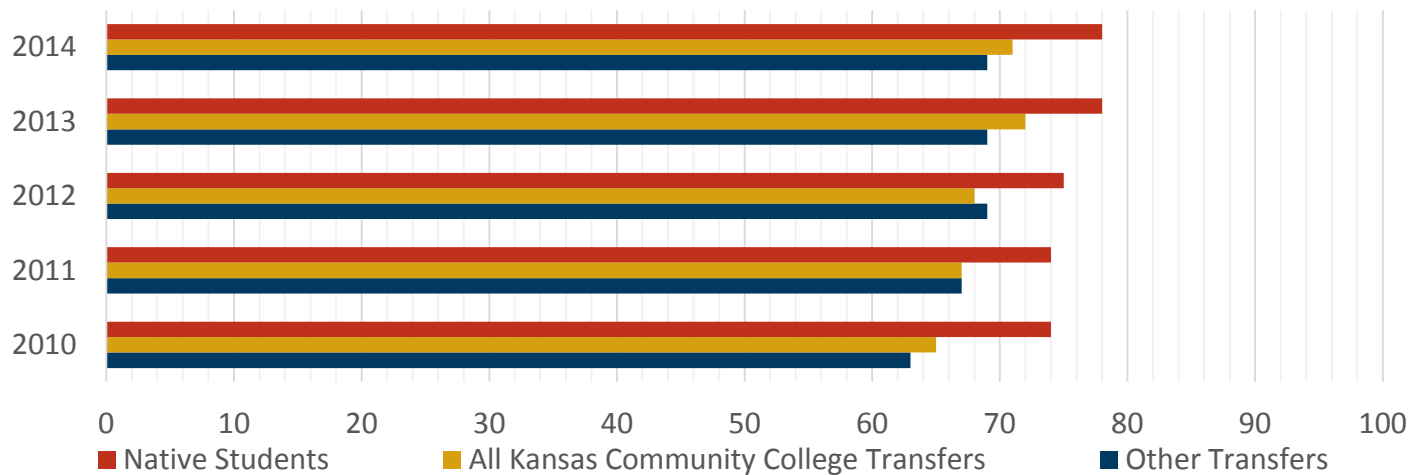
Source: TAAC Quality Assurance Subcommittee Report, June 2016

KANSAS STATE UNIVERSITY

Average Term GPA - New Students



% Passed All Hours Attempted - New Students

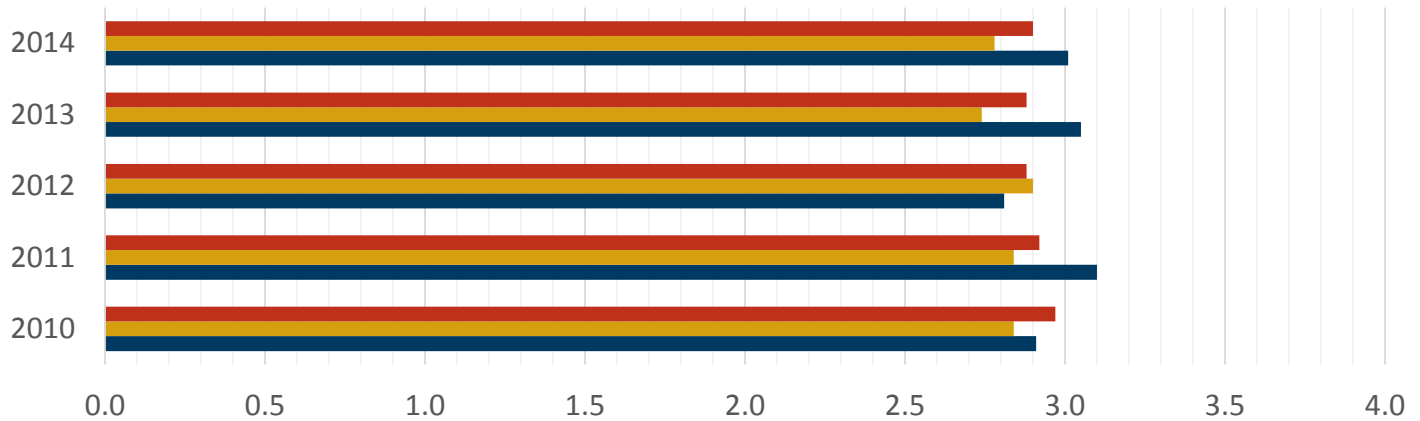


Source: TAAC Quality Assurance Subcommittee Report, June 2016

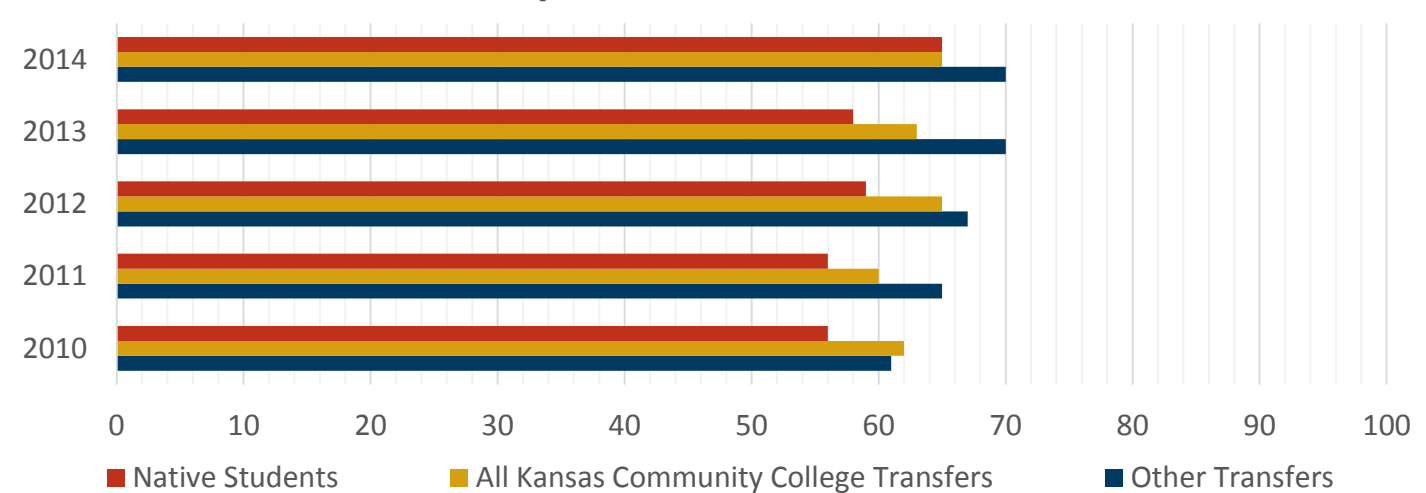


Pittsburg State University

Average Term GPA - New Students

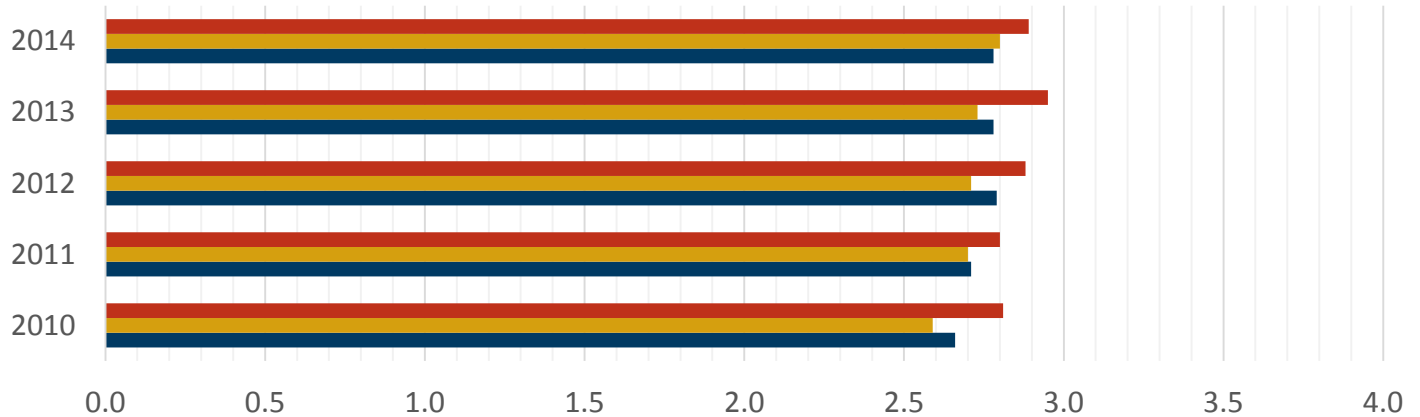


% Passed All Hours Attempted - New Students

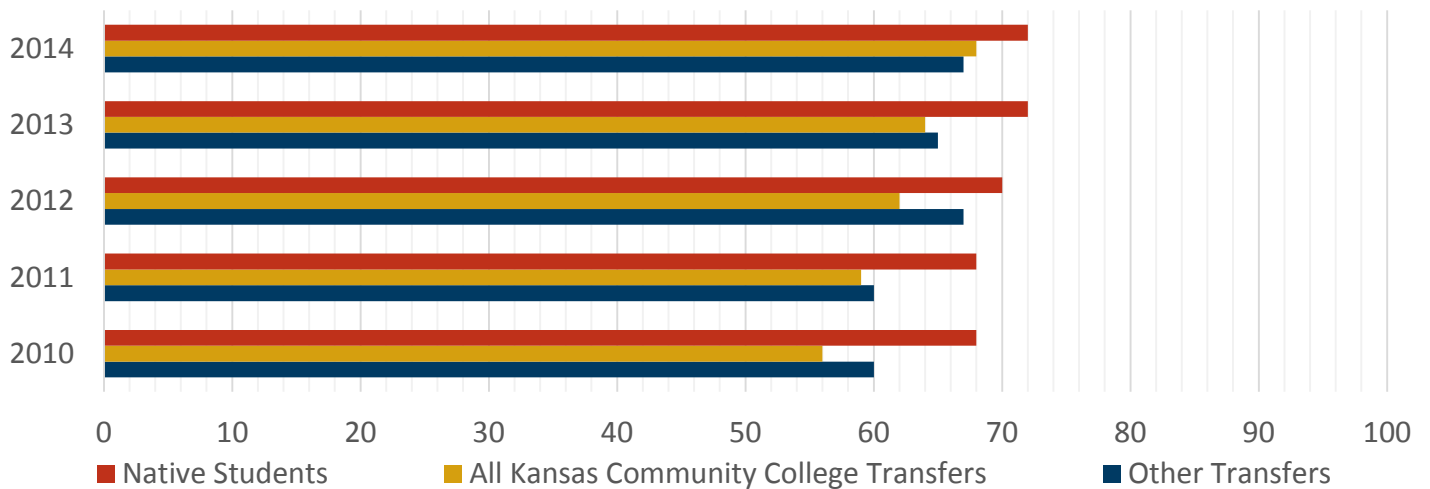


Source: TAAC Quality Assurance Subcommittee Report, June 2016

Average Term GPA - New Students



% Passed All Hours Attempted - New Students

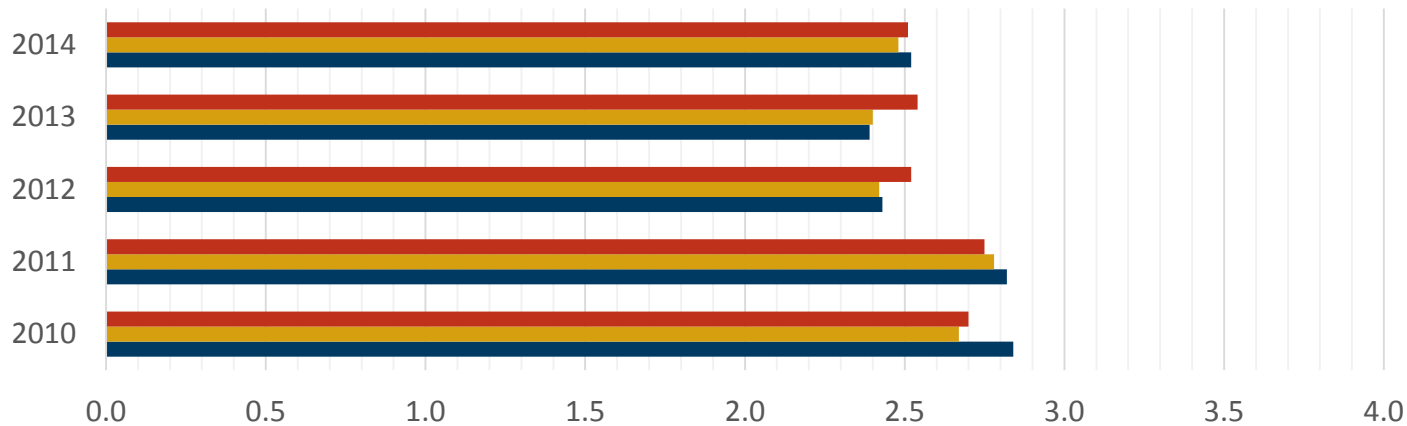


Source: TAAC Quality Assurance Subcommittee Report, June 2016

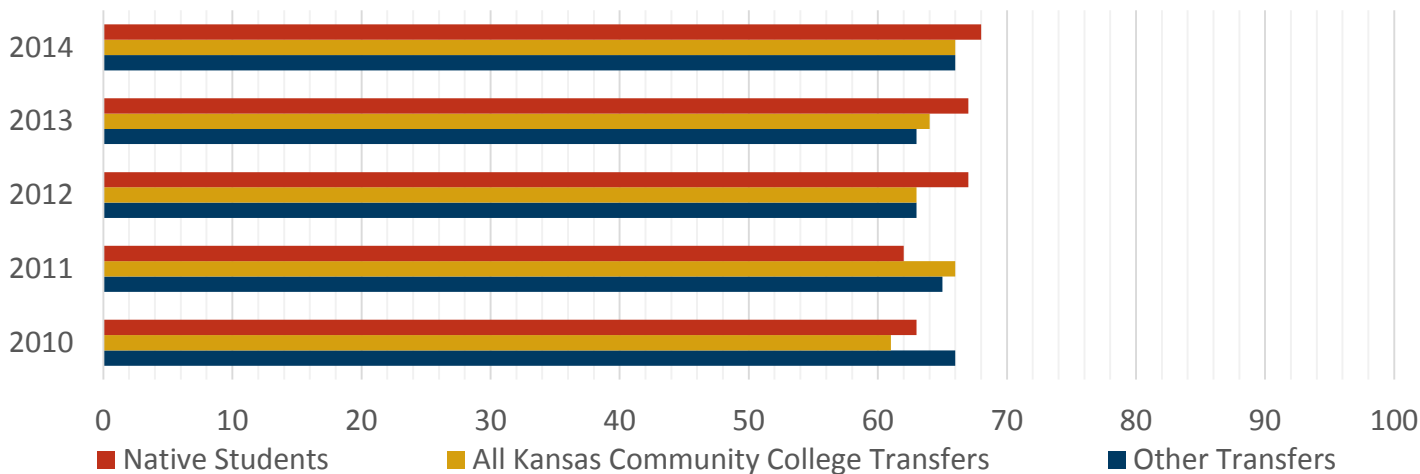


WICHITA STATE
UNIVERSITY

Average Term GPA - New Students

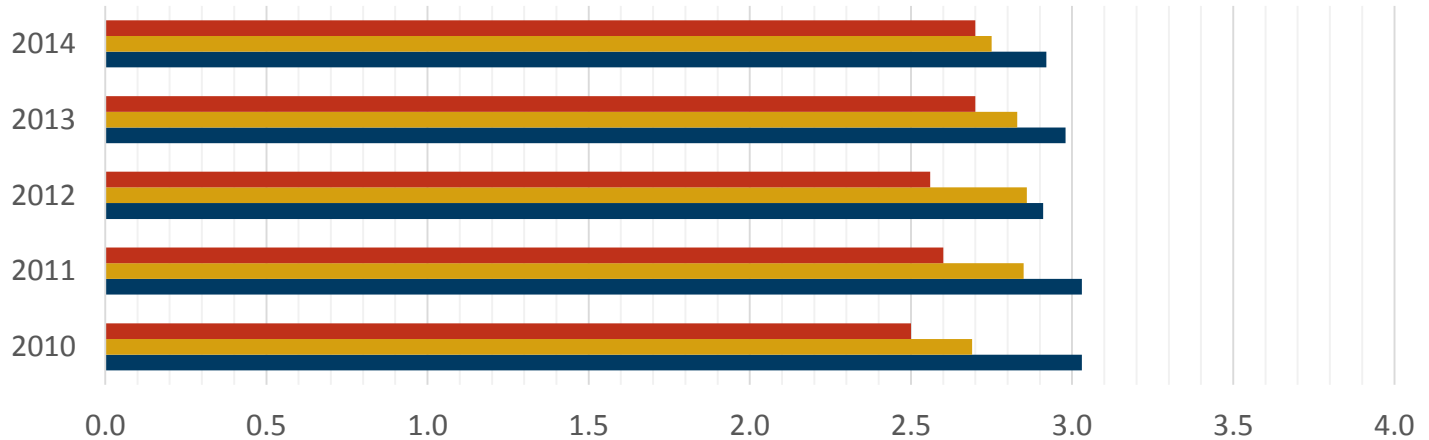


% Passed All Hours Attempted - New Students

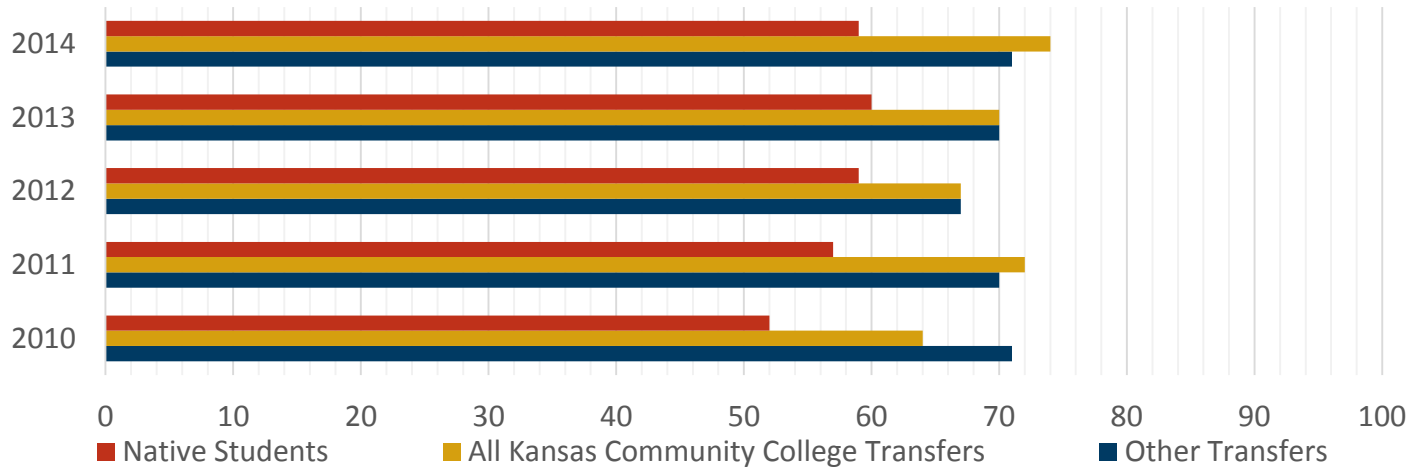


Source: TAAC Quality Assurance Subcommittee Report, June 2016

Average Term GPA - New Students



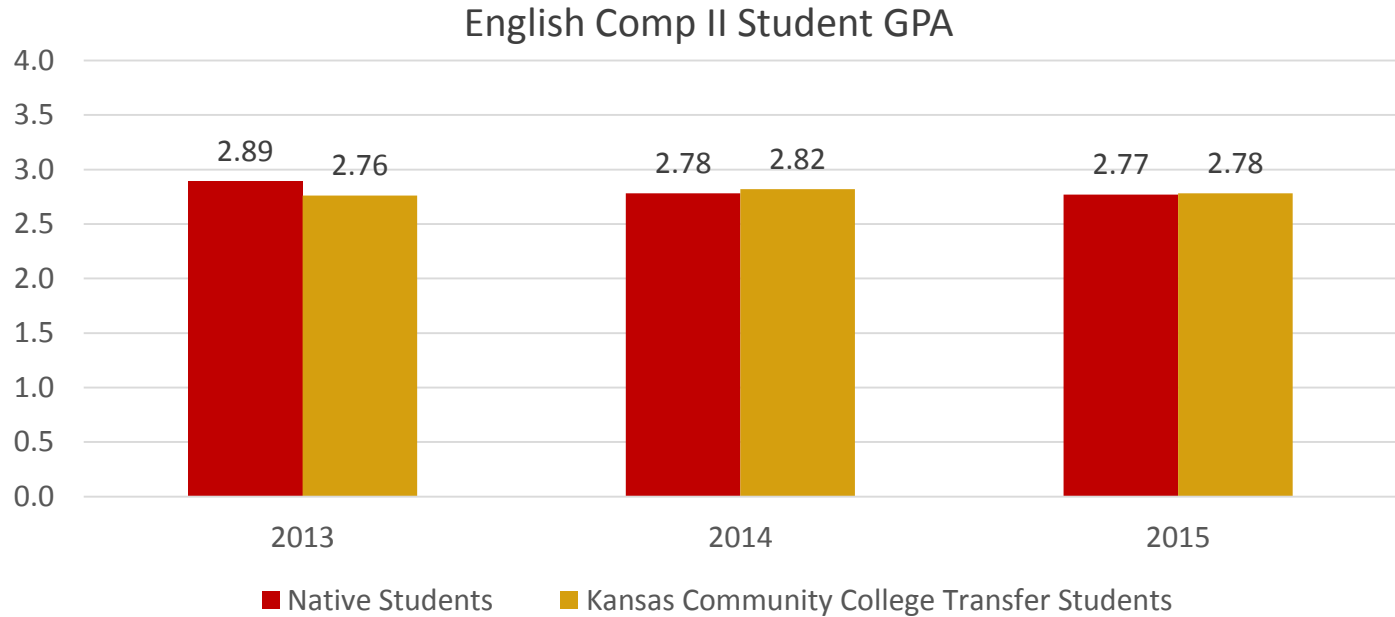
% Passed All Hours Attempted - New Students



Source: TAAC Quality Assurance Subcommittee Report, June 2016

GPA Comparison

Sequence : English Comp I → English Comp II

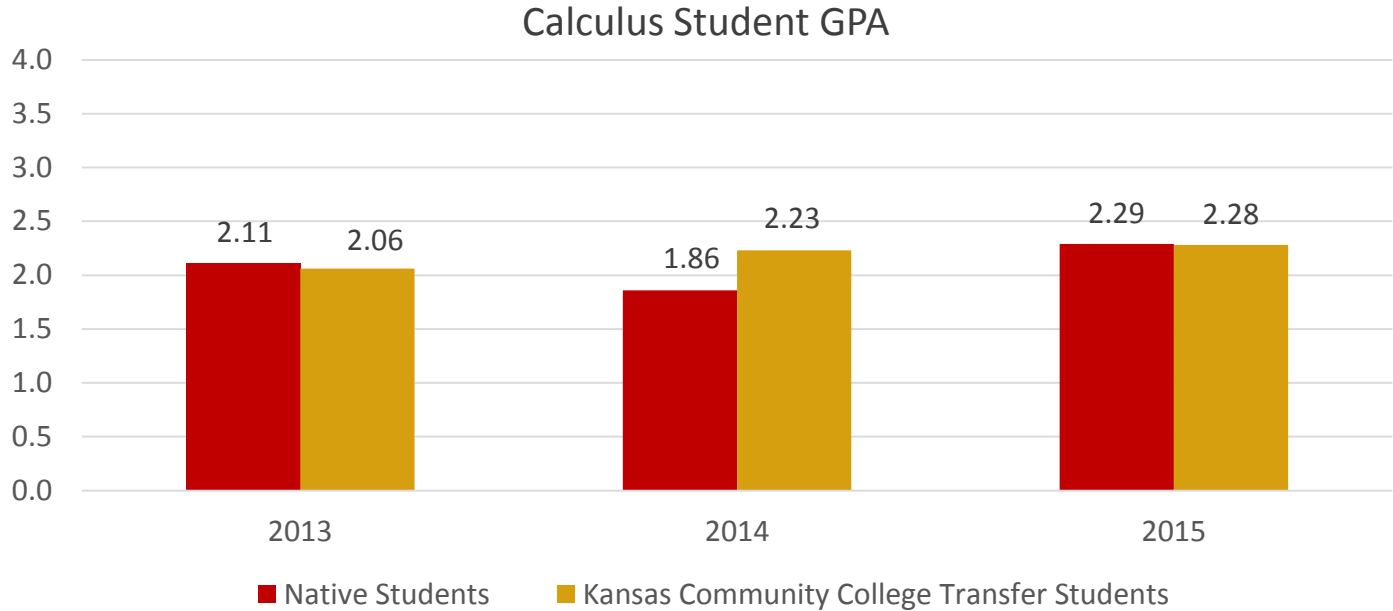


	Native Students			Transfer Students		
	#	GPA ENGL Comp II	GPA ENGL Comp I	#	GPA ENGL Comp II	GPA ENGL Comp I
State Universities						
2015	5,638	2.77	2.93	685	2.78	3.30
2014	5,511	2.78	2.95	662	2.82	3.31
2013	4,202	2.89	3.05	631	2.76	3.28

Source: TAAC Quality Assurance Subcommittee Report, September 2016

GPA Comparison

Sequence : College Algebra → Calculus



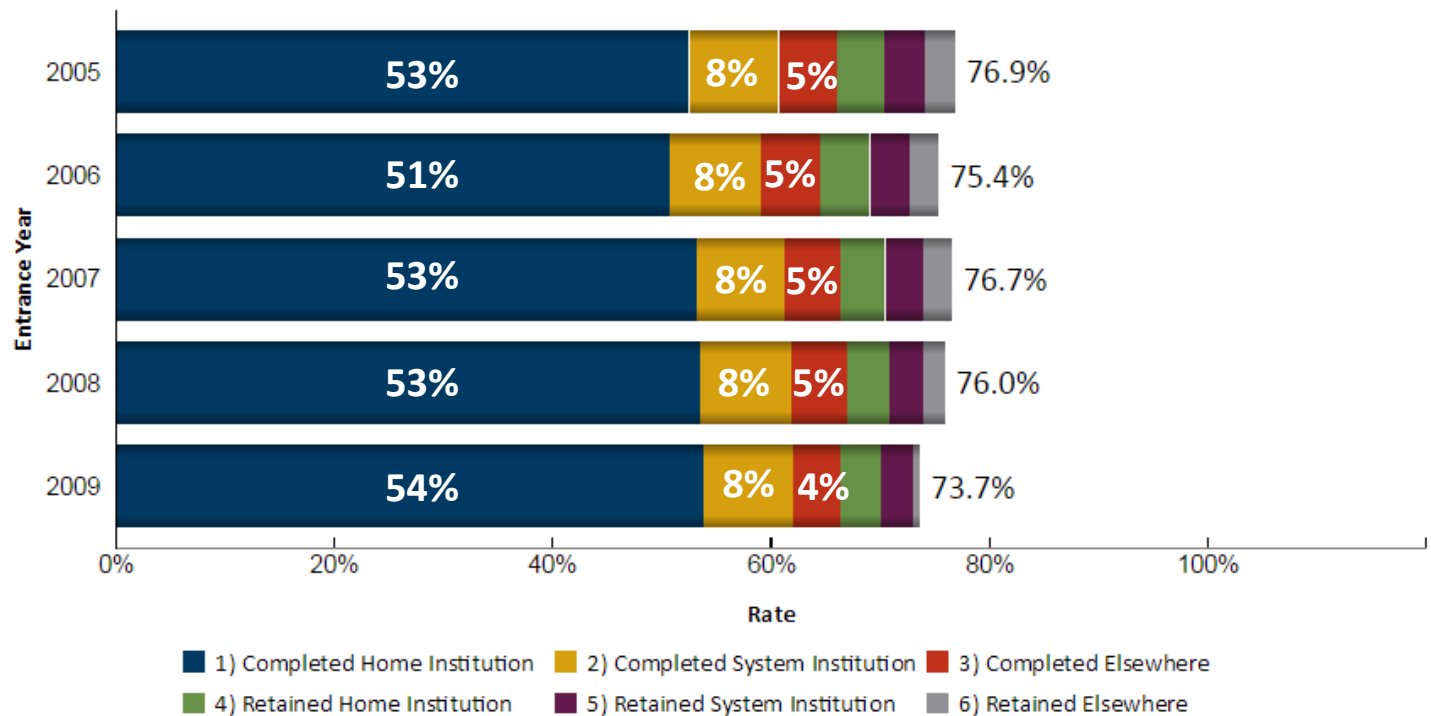
	Native Students			Transfer Students		
	#	GPA Calculus	GPA College Algebra	#	GPA Calculus	GPA College Algebra
State Universities						
2015	204	2.29	3.12	130	2.28	3.36
2014	223	1.86	3.06	130	2.23	3.38
2013	222	2.11	3.12	122	2.06	3.45

Source: TAAC Quality Assurance Subcommittee Report, September 2016

Seamless Transfer

Kansas Board of Regents

Student Success Index - All State Universities



Sources: KHEDS Academic Year Collection, National Student Clearinghouse

Seamless Transfer



Search GO

Contact Us | Site Map | Quick Links

ABOUT ACADEMIC AFFAIRS DATA STUDENTS UNIVERSITIES & COLLEGES WORKFORCE DEVELOPMENT

- System Data
- About Data, Research & Planning
- Kansas Higher Education Reporting System (KHERS)
- Attainment Model
- Kansas DegreeStats
- Strategic Planning
- Projects Calendar
- Legislative Reports
- Advocacy
- Higher Education Data Books
- Tuition & Fees Reports
- Transfer Feedback Reports
- Enrollment Reports
- Research

Credit: Demon Brigade | K-State

In our ongoing families, all with all any
★ 32 INST

KBOR Transfer Feedback Report

Transfer Students from Kansas Community Colleges Attending State/Municipal Universities in Kansas

Fall 2014



KBOR Transfer Feedback Report
Transfer Students Attending
State/Municipal Universities in Kansas
Johnson County Community College Students
Enrolled Fall 2014 at State/Municipal Universities

Institutions with Boards A6, B1, J6, M, M, M, and M21 as of end of Fall 2014
Transfer students included: Any Year for those which transferred from Johnson County Community College

Institution	New Students Fall 2014				Continuing Students Fall 2014									
	Avg. Age	Female %	Avg. Term	Median	Avg. Age	Female %	Avg. Term	Median						
Johnson County CC	20	20.0	14.0	10.0	16.0	16.0	100%	1%	1.0	1.0	100%	1%	1.0	1.0
Statewide	20	20.0	14.0	10.0	16.0	16.0	100%	1%	1.0	1.0	100%	1%	1.0	1.0
University of Kansas	20	20.0	14.0	10.0	16.0	16.0	100%	1%	1.0	1.0	100%	1%	1.0	1.0
University of Kansas Medical Center	20	20.0	14.0	10.0	16.0	16.0	100%	1%	1.0	1.0	100%	1%	1.0	1.0
Midwestern University	20	20.0	14.0	10.0	16.0	16.0	100%	1%	1.0	1.0	100%	1%	1.0	1.0
Wichita State	20	20.0	14.0	10.0	16.0	16.0	100%	1%	1.0	1.0	100%	1%	1.0	1.0

ATTAINMENT
ALIGNMENT
EXCELLENCE

Seamless Transfer

Kansas Board of Regents Transfer Feedback Report Fall 2014

- 3,904 students transferred courses from a Kansas community college to a Kansas public university in the 2014-2015 academic year.
- 194,770 credit hours transferred from Kansas community colleges into state universities in the 2014-2015 academic year.

Source: Kansas Board of Regents Transfer Feedback Report, January 2016

Seamless Transfer

- 66 Courses Approved for Guaranteed Transfer
- 164 Reverse Transfer degrees issued (AY2015)
- Two + Two Program Alignment
 - **Emporia State University:** Business, Education
 - **Fort Hays State University:** General Studies, Nursing
 - **Kansas State University:** Interdisciplinary Social Science, Technology Management
 - **University of Kansas:** Business, Psychology
 - **Pittsburg State University:** Business, Education
 - **Wichita State University:** Business, Criminal Justice
 - **Washburn University:** Business, Nursing

Research Now Underway

Summary: The Kansas Board of Regents has asked the Institute for Policy & Social Research at the University of Kansas to perform an audit/evaluation in support of the broad goal of “increase[ing] higher education attainment among Kansans.”

The audit/evaluation will compare educational outcomes of students:

- a) who begin their postsecondary educations at two-year institutions and then transfer to a four-year institution; to
- b) students who begin and complete their educations at four-year institutions.



[Back to KansasRegents.org](#) | [DegreeStats Search](#)



FORT HAYS STATE UNIVERSITY



KANSAS STATE UNIVERSITY



Pittsburg State University

KU
THE UNIVERSITY OF KANSAS



WICHITA STATE UNIVERSITY



WELCOME

This interactive online tool reviews cost and earnings data from real graduates for each undergraduate degree program offered at a public university in Kansas.

With hundreds of degree programs available, there are many factors to consider when picking the university and the degree that are the best match for you. Explore this site to learn more about the specific costs of each undergraduate degree program offered in Kansas, and the earnings those graduates are making today.

[Information for Students & Parents](#)

[Information for Counselors & Mentors](#)

Search

Choose an institution

ALL

Choose a degree title

ALL

Keyword search

Submit Search



1000 SW Jackson Street, Suite 520
Topeka, KS 66612-1368
785.296.3421
© Kansas Board of Regents



WELCOME

This interactive online tool reviews cost and earnings data from real graduates for each undergraduate degree program offered at a public university in Kansas.

With hundreds of degree programs available, there are many factors to consider when picking the university and the degree that are the best match for you. Explore this site to learn more about the specific costs of each undergraduate degree program offered in Kansas, and the earnings those graduates are making today.

[Information for Students & Parents](#)

[Information for Counselors & Mentors](#)

Search

Choose an institution

Choose a degree title

Keyword search

Search Results

Click on the **Degree Title** below to review the Kansas DegreeStats for that program, or select up to 3 to compare and click **Compare Degree Programs** at the bottom.

Show

entries

Compare Up to 3	Institutions	Degree Title	Award	Required Hours
	<input type="text" value="Search Institutions"/>	<input type="text" value="Search Degree Title"/>	<input type="text" value="Search Awards"/>	<input type="text" value="Search Hours"/>
<input type="checkbox"/>	Pittsburg State University	BIOLOGY	Bachelor Degree - BSE	120
<input type="checkbox"/>	Fort Hays State University	BIOLOGY	Bachelor Degree - BS	124
<input type="checkbox"/>	Pittsburg State University	BIOLOGY	Bachelor Degree - BA	124
<input type="checkbox"/>	Emporia State University	BIOLOGY	Bachelor Degree - BSE	124
<input type="checkbox"/>	Kansas State University	BIOLOGY	Bachelor Degree - BA	120
<input type="checkbox"/>	Washburn University	BIOLOGY	Bachelor Degree - BS	124
<input type="checkbox"/>	Pittsburg State University	BIOLOGY	Bachelor Degree - BS	124
<input type="checkbox"/>	Emporia State University	BIOLOGY	Bachelor Degree - BA	124
<input type="checkbox"/>	Emporia State University	BIOLOGY	Bachelor Degree - BS	124
<input type="checkbox"/>	Kansas State University	BIOLOGY	Bachelor Degree - BS	120

Showing 1 to 10 of 11 entries

Previous Next

[Compare Degree Programs](#)

Search Results

Click on the **Degree Title** below to review the Kansas DegreeStats for that program, or select up to 3 to compare and click **Compare Degree Programs** at the bottom.

Show

All ▾

Copy

Excel

CSV

PDF

Print

entries

Compare Up to 3	Institutions	Degree Title	Award	Required Hours
	<input type="text" value="Search Institutions"/>	<input type="text" value="Search Degree Title"/>	<input type="text" value="Search Awards"/>	<input type="text" value="Search Hours"/>
<input type="checkbox"/>	Pittsburg State University	BIOLOGY	Bachelor Degree - BSE	128
<input type="checkbox"/>	Fort Hays State University	BIOLOGY	Bachelor Degree - BS	124
<input type="checkbox"/>	Pittsburg State University	BIOLOGY	Bachelor Degree - BA	124
<input type="checkbox"/>	Emporia State University	BIOLOGY	Bachelor Degree - BSE	124
<input type="checkbox"/>	Kansas State University	BIOLOGY	Bachelor Degree - BA	120
<input type="checkbox"/>	Washburn University	BIOLOGY	Bachelor Degree - BS	124
<input type="checkbox"/>	Pittsburg State University	BIOLOGY	Bachelor Degree - BS	124
<input type="checkbox"/>	Emporia State University	BIOLOGY	Bachelor Degree - BA	124
<input type="checkbox"/>	Emporia State University	BIOLOGY	Bachelor Degree - BS	124
<input type="checkbox"/>	Kansas State University	BIOLOGY	Bachelor Degree - BS	120
<input type="checkbox"/>	Washburn University	BIOLOGY	Bachelor Degree - BA	124

Showing 1 to 11 of 11 entries

Previous

1

Next

Compare Degree Programs



1000 SW Jackson Street, Suite 520
Topeka, KS 66612-1368
785.296.3421
© Kansas Board of Regents

★ LEADING HIGHER EDUCATION ★



DegreeStats Comparison Results

PRINT

Annual Cost of Degree	Washburn University BIOLOGY Bachelor Degree - BS	Emporia State University BIOLOGY Bachelor Degree - BS	Kansas State University BIOLOGY Bachelor Degree - BS			
Resident Tuition	\$ 7,215	\$ 4,450	\$ 7,841			
Fees	\$ 103	\$ 1,613	\$ 1,278			
Room and Board	\$ 6,392	\$ 5,873	\$ 7,450			
Books and Supplies	\$ 1,250	\$ 983	\$ 1,269			
Total Annual Cost (estimated)	\$ 14,960	\$ 12,919	\$ 17,838			
Annual Source of Investment						
Scholarships and Grants	\$ 6,340	\$ 4,495	\$ 6,508			
Loans	\$ 5,535	\$ 4,802	\$ 7,422			
Personal Investment	\$ 3,085	\$ 3,622	\$ 3,908			
Total Annual Investment from all Sources	\$ 14,960	\$ 12,919	\$ 17,838			
Total Cost of Degree (estimated)						
	\$ 61,770	\$ 53,343	\$ 73,653			
Wage Information						
% of Program Graduates Employed in Kansas	69 %	62 %	54 %			
Median Annual Earnings of Graduates Upon Entry	\$32,128	\$23,064	\$20,264			
Median Annual Earnings of Graduates After 5 Years	\$51,499	\$38,991	\$50,683			
Loan Repayment at 6.8% Interest Rate						
	Estimated Debt: \$ 22,140		Estimated Debt: \$ 19,208		Estimated Debt: \$ 29,688	
Number of Years of Repayment	Estimated Monthly Payment	% of Expected Annual Earnings	Estimated Monthly Payment	% of Expected Annual Earnings	Estimated Monthly Payment	% of Expected Annual Earnings
10	\$ 255	10%	\$ 221	12%	\$ 342	20%
15	\$ 197	7%	\$ 171	9%	\$ 264	16%
20	\$ 169	6%	\$ 147	8%	\$ 227	13%
25	\$ 154	6%	\$ 133	7%	\$ 206	12%
30	\$ 144	5%	\$ 125	7%	\$ 194	11%

For more information about How to Use this Site, please [click here](#).



[Back to KansasRegents.org](#) | [DegreeStats Search](#) | [DegreeStats](#)

RESET

DegreeStats

PRINT



KANSAS STATE UNIVERSITY

Degree Title: BIOLOGY

Award: Bachelor Degree - BS

Required Hours: 120

Definition: A general program of biology at the introductory, basic level or a program in biology or the biological sciences that is undifferentiated as to title or content. Includes instruction in general biology and programs covering a variety of biological specializations.

Annual Cost of Degree	
Cost Category	
Resident Tuition	\$ 7,841
Fees	\$ 1,278
Room and Board	\$ 7,450
Books and Supplies	\$ 1,269
Total Annual Cost (estimated)	\$17,838
Estimated Total Cost Over: 4 Years	\$93,053
More >	

Wage Information	
%of Program Graduates Employed in Kansas	54%
Median Earnings of Program Graduates in Kansas	
Upon Entry	\$ 20,264
After 5 years	\$ 50,683
Or Choose your Own Earnings:	<input type="text" value="20264"/>
More >	

[Click here to get a personal estimate from the Net Price Calculator.](#)
[Click here to use the Federal Loan Repayment Estimator.](#)
[Click here to visit the Federal College Scorecard.](#)

Annual Source of Investment	
Funding Sources	
Scholarships and Grants	<input type="text" value="6508"/>
Loans	<input type="text" value="7422"/>
Other Funding Sources	<input type="text"/>
Personal Investment	\$ 3,908
Total Annual Investment from All Sources	\$17,838
More >	

Calculate Total Loan Debt or Degree Investment		
<input checked="" type="radio"/> Loan Debt <input type="radio"/> Degree Investment		\$29,688
Interest Rate:		<input type="text" value="6.8"/>
Number of Years of Repayment	Estimated Monthly Payment	%of Expected Annual Earnings
10	\$342	20%
15	\$264	16%
20	\$227	13%
25	\$206	12%
30	\$194	11%
More >		

Source: Kansas Board of Regents; KHEDS AY Collection; KDOL Wage Records

Note: When calculating "Total Degree Investment" the terms of repayment are expanded to include Loans plus a student's Personal Investment and any Other Funding Sources added above, and adjusts the reported Estimated Monthly Repayment to include these additional funding sources.



1000 SW Jackson Street, Suite 520
 Topeka, KS 66612-1868
 785.296.8421
 © Kansas Board of Regents

www.KSDegreeStats.org



 [KSDegreeStats.org](http://www.KSDegreeStats.org)

[SEARCH](#) | [ABOUT](#) | [HOW TO USE THIS SITE](#)

[Back to KansasRegents.org](#) ▶ [DegreeStats Search](#)



WELCOME

This interactive online tool reviews cost and earnings data from real graduates for each undergraduate degree program offered at a public university in Kansas.

With hundreds of degree programs available, there are many factors to consider when picking the university and the degree that are the best match for you. Explore this site to learn more about the specific costs of each undergraduate degree program offered in Kansas, and the earnings those graduates are making today.

[Information for Students & Parents](#)

[Information for Counselors & Mentors](#)

Search

Choose an institution

ALL

Choose a degree title

ALL

Keyword search

Submit Search



1000 SW Jackson Street, Suite 520
Topeka, KS 66612-1368
785.296.3421
© Kansas Board of Regents

★ LEADING HIGHER EDUCATION ★